

## FlushPro™ Valve and Winterizing Kit

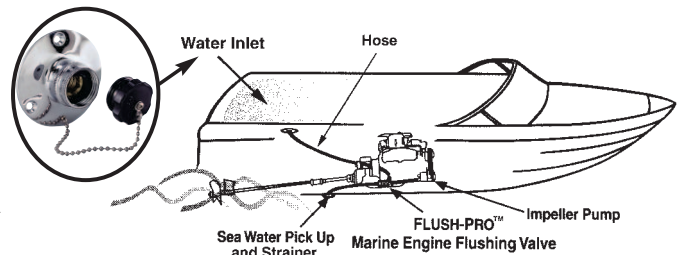
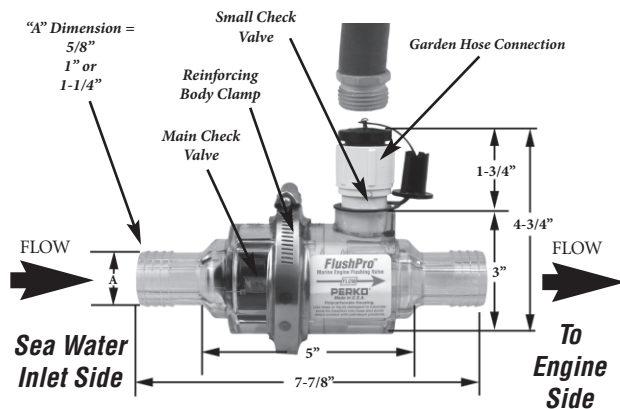
**FlushPro™ Marine Engine Flushing and Winterizing Valve** - Flush your boat engine safely and easily  
**Freshwater Flushing of Your Inboard is as Simple as Connecting a Garden Hose**

- Material: Polycarbonate, with Stainless Steel Spring  
 Finish: Clear  
 For Hose Sizes: 5/8", 1" or 1-1/4"  
 Features:
- Transparent body allows for visual inspection of water flow
  - Durable check valve system activated by water pressure from a garden hose
  - Check valve automatically shuts off hull intake when water pressure is applied
  - Adapter supplied with FlushPro™ makes winterizing your boat easy
  - Can be used with onboard generators



Fig. 0456

| Finish      | Hose Size "A" Dimension | Retail Pkg. | OEM Bulk Pkg. |
|-------------|-------------------------|-------------|---------------|
| Valve       | 5/8                     | 0456DP4     | 0456004       |
| Valve       | 1                       | 0456DP6     | 0456006       |
| Valve       | 1-1/4                   | 0456DP7     | 0456007       |
| Valve & Kit | 5/8                     | 0457DP4     | 0457004       |
| Valve & Kit | 1                       | 0457DP6     | 0457006       |
| Valve & Kit | 1-1/4                   | 0457DP7     | 0457007       |

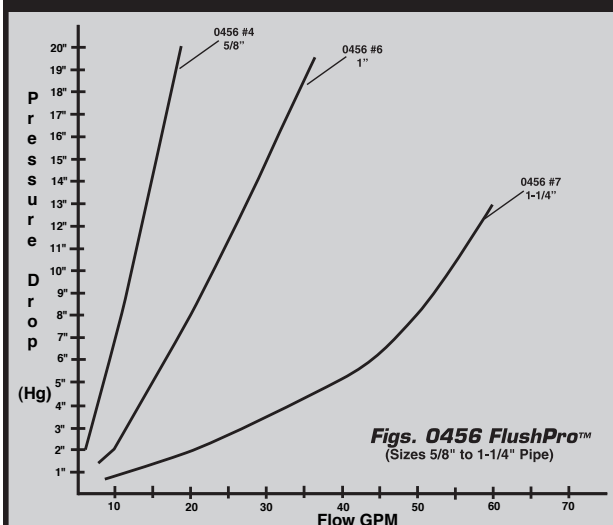


**PROP 65 WARNING**  
 (Contains Lead & DINP)

6

Underwater Hardware

FIG. 0456 - DIFFERENTIAL PRESSURE GRAPH



### FlushPro™ Marine Engine Flushing & Winterizing Kit

**Kit includes:**

- FlushPro™ Valve with Two Clamps
- Hose Fittings & Clamps
- 7' of Hose
- Fig. 0499 Water Inlet Fitting

Fig. 0457



7 Feet of Hose

